

# 10 SECOND PRICE GUIDE

## GABLE & RAKED END FRAMES


**CONSERVATEC™**

T: 0845 652 2992 F: 0845 652 2993


CONSERVATORY GABLE FRAMES - ALL PRICES INCLUDE PROFILE.  
 FOR PRICING PURPOSES ONLY, MAXIMUM PITCH IS 30 DEGREES.  
 FOR PRICING PURPOSES ONLY, MINIMUM 25 DEGREES PITCH FOR SUNBURSTS.


	<b>CT - G0</b>	<b>A</b>	<b>B</b>
	Width (mm)	800 - 2500	N/A
	White Profile	340.00	See GC - G1
	Grained Profiles	374.00	See GC - G1
	<i>Due to structural reasons, only available up to 2500mm</i>		
	<b>CT - G1</b>	<b>A</b>	<b>B</b>
	Width (mm)	800 - 3000	N/A
	White Profile	425.00	See GC - G2
	Grained Profiles	467.50	See GC - G2
	<i>If frame is to be split, POA</i>		
	<b>CT - G2</b>	<b>A</b>	<b>B</b>
	Width (mm)	1000 - 3000	N/A
	White Profile	510.00	See GC - G3
	Grained Profiles	561.00	See GC - G3
	<i>If frame is to be split, POA</i>		
	<b>CT - G3</b>	<b>A</b>	<b>B</b>
	Width (mm)	1200 - 4500	N/A
	White Profile	595.00	See GC - G4
	Grained Profiles	654.50	See GC - G4
	<i>If frame is to be split, POA</i>		
	<b>CT - G4</b>	<b>A</b>	<b>B</b>
	Width (mm)	1500 - 4500	4501 - 6000
	White Profile	680.00	880.00
	Grained Profiles	748.00	948.00
	<i>If frame is to be split, please use Column B regardless of size</i>		
	<b>CT - G5</b>	<b>A</b>	<b>B</b>
	Width (mm)	2500 - 4500	4501 - 6000
	White Profile	765.00	965.00
	Grained Profiles	841.50	1041.50
	<i>If frame is to be split, please use Column B regardless of size</i>		
	<b>CT - G6</b>	<b>A</b>	<b>B</b>
	Width (mm)	2500 - 4500	N/A
	White Profile	720.00	See GC - G7
	Grained Profiles	792.00	See GC - G7
	<i>This design cannot be split</i>		
	<b>CT - G7</b>	<b>A</b>	<b>B</b>
	Width (mm)	2500 - 4500	4501 - 6000
	White Profile	905.00	1105.00
	Grained Profiles	995.50	1195.50
	<i>If frame is to be split, please use Column B regardless of size</i>		
	<b>CT - G8</b>	<b>A</b>	<b>B</b>
	Width (mm)	2000 - 4500	4501 - 6000
	White Profile	745.00	945.00
	Grained Profiles	819.50	1019.50
	<i>If frame is to be split, please use Column B regardless of size</i>		
	<b>CT - G9</b>	<b>A</b>	<b>B</b>
	Width (mm)	2500 - 4500	4501 - 6000
	White Profile	915.00	1115.00
	Grained Profiles	1006.50	1206.50
	<i>If frame is to be split, please use Column B regardless of size</i>		
	<b>CT - G10</b>	<b>A</b>	<b>B</b>
	Width (mm)	2000 - 4500	4501 - 6000
	White Profile	995.00	1195.00
	Grained Profiles	1094.50	1294.50
	<i>If frame is to be split, please use Column B regardless of size</i>		
	<b>CT - G11</b>	<b>A</b>	<b>B</b>
	Width (mm)	2500 - 4500	4501 - 6000
	White Profile	1165.00	1365.00
	Grained Profiles	1281.50	1481.50
	<i>If frame is to be split, please use Column B regardless of size</i>		
	<b>CT - G12</b>	<b>A</b>	<b>B</b>
	Width (mm)	2800 - 4500	N/A
	White Profile	865.00	See GC - G13
	Grained Profiles	951.50	See GC - G13
	<i>This design cannot be split</i>		
	<b>CT - G13</b>	<b>A</b>	<b>B</b>
	Width (mm)	2800 - 4500	4501 - 6000
	White Profile	1035.00	1235.00
	Grained Profiles	1138.50	1338.50
	<i>If frame is to be split, please use Column B regardless of size</i>		
	<b>CT - G14</b>	<b>A</b>	<b>B</b>
	Width (mm)	2800 - 4500	N/A
	White Profile	970.00	See GC - G15
	Grained Profiles	1067.00	See GC - G15
	<i>This design cannot be split</i>		
	<b>CT - G15</b>	<b>A</b>	<b>B</b>
	Width (mm)	2800 - 4500	4501 - 6000
	White Profile	1140.00	1340.00
	Grained Profiles	1254.00	1454.00
	<i>If frame is to be split, please use Column B regardless of size</i>		
	<b>CT - G16</b>	<b>A</b>	<b>B</b>
	Width (mm)	2800 - 4500	N/A
	White Profile	1055.00	See GC - G17
	Grained Profiles	1160.50	See GC - G17
	<i>This design cannot be split</i>		
	<b>CT - G17</b>	<b>A</b>	<b>B</b>
	Width (mm)	2800 - 4500	4501 - 6000
	White Profile	1225.00	1425.00
	Grained Profiles	1347.50	1547.50
	<i>If frame is to be split, please use Column B regardless of size</i>		
	<b>CT - G18</b>	<b>A</b>	<b>B</b>
	Width (mm)	2800 - 4500	4501 - 6000
	White Profile	1205.00	1405.00
	Grained Profiles	1325.50	1525.50
	<i>If frame is to be split, please use Column B regardless of size</i>		
	<b>CT - G19</b>	<b>A</b>	<b>B</b>
	Width (mm)	2800 - 4500	4501 - 6000
	White Profile	1310.00	1510.00
	Grained Profiles	1441.00	1641.00
	<i>If frame is to be split, please use Column B regardless of size</i>		
	<b>CT - G20</b>	<b>A</b>	<b>B</b>
	Width (mm)	2800 - 4500	4501 - 6000
	White Profile	1405.00	1605.00
	Grained Profiles	1545.50	1745.50
	<i>If frame is to be split, please use Column B regardless of size</i>		
	<b>CT - G21</b>	<b>A</b>	<b>B</b>
	Width (mm)	2800 - 4500	N/A
	White Profile	845.00	See GC - G22
	Grained Profiles	929.50	See GC - G22
	<i>If frame is to be split, please use Column B regardless of size</i>		
	<b>CT - G22</b>	<b>A</b>	<b>B</b>
	Width (mm)	2800 - 4500	4501 - 6000
	White Profile	1015.00	1215.00
	Grained Profiles	1116.50	1316.50
	<i>If frame is to be split, please use Column B regardless of size</i>		
	<b>CT - G23</b>	<b>A</b>	<b>B</b>
	Width (mm)	2800 - 4500	N/A
	White Profile	970.00	See GC - G24
	Grained Profiles	1067.00	See GC - G24
	<i>This design cannot be split</i>		
	<b>CT - G24</b>	<b>A</b>	<b>B</b>
	Width (mm)	2800 - 4500	4501 - 6000
	White Profile	1140.00	1340.00
	Grained Profiles	1254.00	1454.00
	<i>If frame is to be split, please use Column B regardless of size</i>		
	<b>CT - G25</b>	<b>A</b>	<b>B</b>
	Width (mm)	2800 - 4500	N/A
	White Profile	1240.00	See GC - G26
	Grained Profiles	1364.00	See GC - G26
	<i>This design cannot be split</i>		


	CT - G26	A	B
	Width ( mm )	2800 - 4500	4501 - 6000
	White Profile	1410.00	1610.00
	Grained Profiles	1551.00	1751.00
	<i>If frame is to be split, please use Column B regardless of size</i>		


	CT - G27	A	B
	Width ( mm )	2800 - 4500	N/A
	White Profile	1680.00	See GC - G28
	Grained Profiles	1848.00	See GC - G28
	<i>This design cannot be split</i>		


	CT - G28	A	B
	Width ( mm )	2800 - 4500	4501 - 6000
	White Profile	1850.00	2050.00
	Grained Profiles	2035.00	2235.00
	<i>If frame is to be split, please use Column B regardless of size</i>		


	CT - G29	A	B
	Width ( mm )	3500 - 4500	N/A
	White Profile	1770.00	See GC - G30
	Grained Profiles	1947.00	See GC - G30
	<i>This design cannot be split</i>		

	CT - G30	A	B
	Width ( mm )	3500 - 4500	4501 - 6000
	White Profile	1940.00	2140.00
	Grained Profiles	2134.00	2334.00
	<i>If frame is to be split, please use Column B regardless of size</i>		

	CT - G31	A	B
	Width ( mm )	3500 - 4500	N/A
	White Profile	2100.00	See GC - G32
	Grained Profiles	2310.00	See GC - G32
	<i>This design cannot be split</i>		


	CT - G32	A	B
	Width ( mm )	3500 - 4500	4501 - 6000
	White Profile	2270.00	2470.00
	Grained Profiles	2497.00	2697.00
	<i>If frame is to be split, please use Column B regardless of size</i>		


	CT - G33	A	B
	Width ( mm )	3500 - 4500	N/A
	White Profile	2180.00	See GC - G34
	Grained Profiles	2398.00	See GC - G34
	<i>This design cannot be split</i>		


	CT - G34	A	B
	Width ( mm )	3500 - 4500	4501 - 6000
	White Profile	2350.00	2550.00
	Grained Profiles	2585.00	2785.00
	<i>If frame is to be split, please use Column B regardless of size</i>		

**CONSERVATORY RAKED FRAMES - ALL PRICES INCLUDE PROFILE.**  
FOR PRICING PURPOSES ONLY, MAXIMUM PITCH IS 20 DEGREES.

	CT - R0	A	B
	Width ( mm )	800 - 2500	N/A
	White Profile	330.00	See GC - R1
	Grained Profiles	363.00	See GC - R1
	<i>This design cannot be split</i>		

	CT - R1	A	B
	Width ( mm )	800 - 2500	N/A
	White Profile	415.00	See GC - R2
	Grained Profiles	456.50	See GC - R2
	<i>If frame is to be split, POA</i>		

	CT - R2	A	B
	Width ( mm )	1000 - 3000	3001 - 6000
	White Profile	500.00	See GC - R3
	Grained Profiles	550.00	See GC - R3
	<i>If frame is to be split, POA</i>		

	CT - R3	A	B
	Width ( mm )	1200 - 4500	N/A
	White Profile	585.00	See GC - R4
	Grained Profiles	643.50	See GC - R4
	<i>If frame is to be split, POA</i>		

	CT - R4	A	B
	Width ( mm )	1500 - 4500	4501 - 6000
	White Profile	670.00	870.00
	Grained Profiles	737.00	937.00
	<i>If frame is to be split, please use Column B regardless of size</i>		

	CT - R5	A	B
	Width ( mm )	2500 - 4500	4501 - 6000
	White Profile	755.00	955.00
	Grained Profiles	830.50	1030.50
	<i>If frame is to be split, please use Column B regardless of size</i>		

	CT - R6	A	B
	Width ( mm )	2500 - 4500	4501 - 6000
	White Profile	940.00	1140.00
	Grained Profiles	1034.00	1234.00
	<i>If frame is to be split, please use Column B regardless of size</i>		

	CT - R7	A	B
	Width ( mm )	3000 - 4500	4501 - 6000
	White Profile	1025.00	1225.00
	Grained Profiles	1127.50	1327.50
	<i>If frame is to be split, please use Column B regardless of size</i>		

PLEASE CHECK THE NOTES UNDER THE STYLE THAT YOU REQUIRE FOR SIZE COMPATIBILITY.  
FRAMES THAT CONTAIN A CURVED TRANSOM ARE PRICED AS A TRUE RADIUS ONLY. POA FOR BELOW SPRINGLINE.

### Standard frame specification

- Gable & Raked frames are manufactured using slim outer frame as standard
- All beading comes properly fitted into frame & takes 28mm glass units
- Unless specified, frames will be internally beaded and face drained as standard
- All frames have fully welded corners with mechanically jointed mullions
- Mechanical joints are machine scribed & hand finished
- Reinforcing will always be fitted where necessary

### Gable & Raked frame ordering notes

- Minimum diameter for sunburst is 750mm depending on profile (Ask for details)
- Minimum welded upstand on a frame below 15 degrees pitch is 115mm
- Minimum pitch welded to a point is 17.5 degrees
- Frames over 4500mm will be split unless collected. Ask for details
- For pricing purposes only, maximum frame height is 1500mm
- If frame is to be split, always use column B pricing regardless of size

### Delivery method

- All Gable & Raked frames will be delivered by GableCraft within coverage area
- Deliveries outside of coverage area will be made using a nationwide carrier
- All frames delivered on carrier will be packaged using foam protective U-Channel & bubble wrap
- For frames over 4500mm wide, special delivery arrangements can be made

### Delivery lead time

- Standard lead time is 10 - 14 working days
- Please allow 14 working days for sunburst designs
- If lead times are extended, this will be advised at point of order

### Profiles stocked

- All frames shall be manufactured using GableCraft profiles only
- Please view website for a list of all profiles used

Quoting is available online at [www.Conservatec.com](http://www.Conservatec.com) All prices are subject to 17.5 % VAT © Conservatec Ltd

Conservatec Ltd, 40 Dunswell Lane, Dunswell, Hull, East Yorkshire HU6 0AG

T: 0845 652 2992 F: 0845 652 2993 W: [www.Conservatec.com](http://www.Conservatec.com) E: [info@Conservatec.com](mailto:info@Conservatec.com)